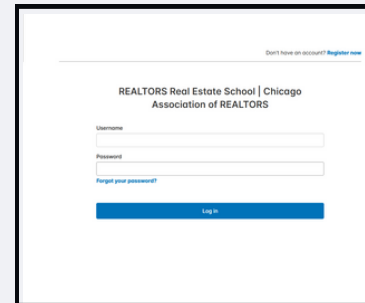


# Complete your course registration with these quick steps

## RESERVE YOUR SEAT NOW

by logging in and selecting your class session!

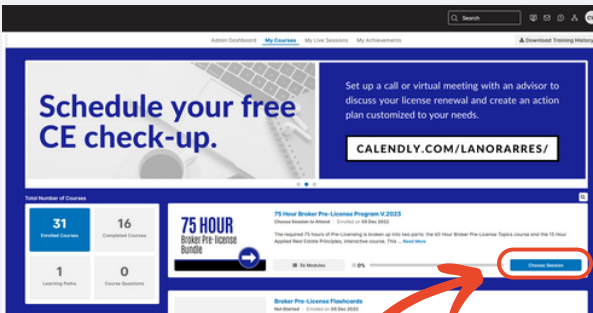
STEP 1



[www.chicagorealtor.com/signin](http://www.chicagorealtor.com/signin)

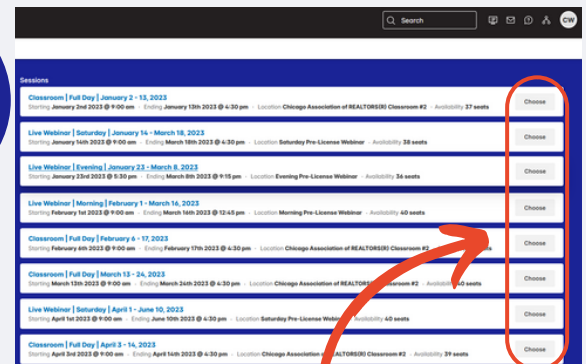
Sign into your account with the username and password used to purchase your course bundle

STEP 2



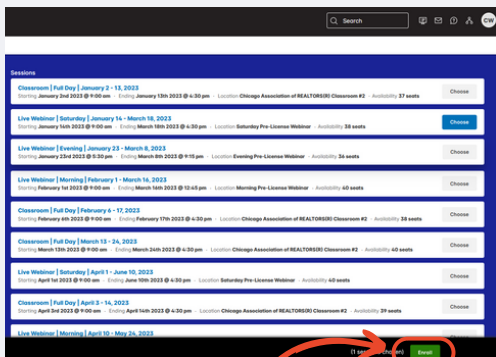
Select "Choose Session"

STEP 3

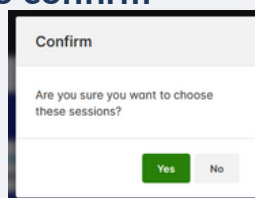


Select your session by clicking "choose" next to the class session you will attend.

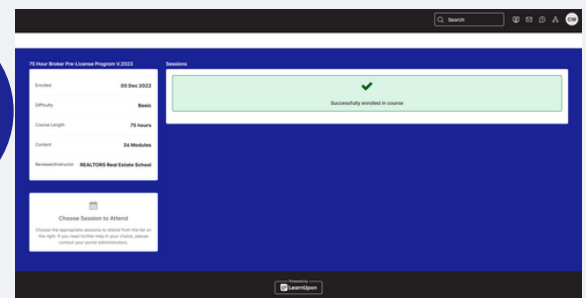
STEP 4



1. Click "Enroll" then  
2. Click "Yes" to confirm



STEP 5



You will receive this message and an email with your chosen session details